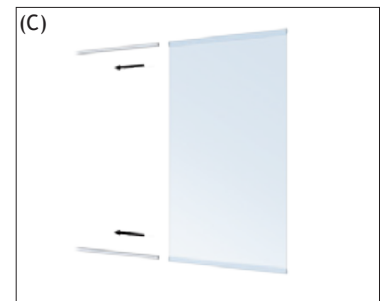

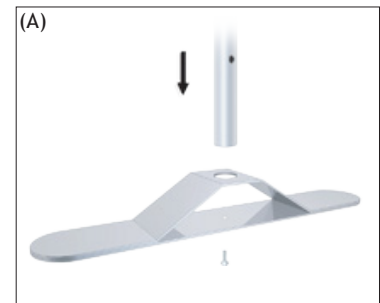


BIGWAVE BANNER STAND



Instructions

1. Screw three-section poles onto bases (fig. A).
2. Screw crossbar flats together to form 2 crossbar assemblies (fig. B).
3. Slide graphics over top and bottom crossbars (fig. C).
4. Secure top and bottom crossbars to uprights using knobs provided (fig. D).
5. Raise telescopic tube uprights until the graphic is taut, then lock.



5. See image below for 10ft and 12ft Extensions.

